

# Q1 Portable Gas detector Instructions



Haian Discory Detecting Instrument CO.,Ltd



## 目 录

Foreword	(2)
I, Product Overview	(3)
II, Instrument index	(4)
III, Exterior	(5)
1. Front	(5)
2. Side	(5)
IV, Measuring principle	(5)
V, Operation	(5)
1, Operation steps	(6)
2, Preheat	(6)
3, Set zero	(6)
4, Leak hunting	(6)
5, Check	(6)
6, Charging	(6)
VI, Notice	(7)
Parking list	(8)
Certificate	(9)
Warranty card	(10)
Service	(11)

## Foreword

Thank you for using Q1 portable gas detector. It is great honor to service for you. In order to make sure that you can use this instrument as soon as possible, the instrument is equipped with manual.

This manual is an important part of instrument. It can provide you a safety guideline. Please read this manual carefully before use our instrument. And after read please keep this manual in a good way.

HaiAn Discory Detecting instrument CO.,Ltd reserves the right to improvement and innovation of the instrument without prior notice. If any problem during using, customer can connect us by following ways.

- 1、Service tel: 400-012-6866;
- 2、E-mail: postmaster@dscr.com.cn ;
- 3、Our web side: <http://www.dscr.com.cn>

Thank you!

## I, Product Overview

Q1 probable gas detector can detect gas pipeline leakage point without excavate pipes. The instrument has air pump and high performance sensor, make it better sensitivity and reliability.

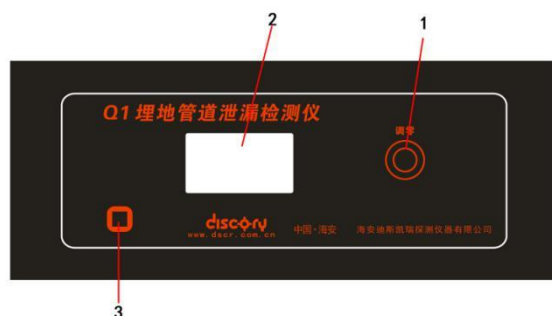
The instrument system has integrated function and a new design, makes it convenient operation and firm connection. It has built-in lithium-polymer rechargeable battery with a automatic charger. The integrated circuit with LCD display and buzzer alarm, operator can judge gas concentration by ppm value and buzzer frequency.

## II, Instrument index

Detectable gas	natural gas, liquefied petroleum gas, man-made gas
Sensitivity	0~1000ppm 50ppm; 1~100%LEL 1%LEL
Detection range	0~1000ppm, 1~100%LEL (Auto-tuning)
Preheating time	10s
Response time	<10s
Audio indication	Higher buzzer frequency represents higher concentrations
Battery	9.6VLithium-ion battery
Working time	>8h
Charging time	≤4h
Size & weight	165mm×155mm×68mm 1.1kg (with battery)
Working condition	-10℃~60℃ relative humidity: <95% (free from condensation)
Wind speed	<5m/s
Gas-flow rate	1L/min

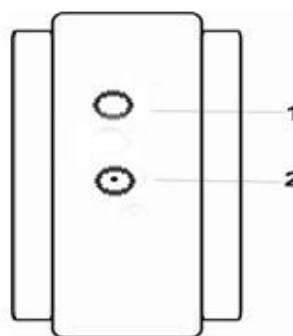
### III, Exterior

#### 1, Front



- (1) Knob: Adjust after turn-on, make LCD value under 20ppm;
- (2) LCD: show ppm value;
- (3) Switch: turn on or turn off.

#### 2, Side



- (1) Probe lever interface;
- (2) Charge port

### IV, Measuring principle

When the gas pipeline has any leakage, the gas will coming out and diffusion slowly to the air. The instrument' s pump pumping mix air into the sensor, the resistance of gage has changed and the output voltage signal of sensor was magnified. The LCD will shows different ppm value depends on gas concentration.

### V, Operation

#### 1. Operation steps

Turn on → preheat → zero set → start work

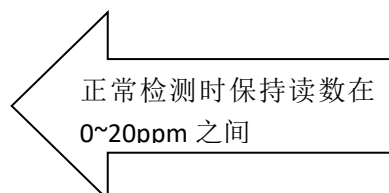
#### 2. Preheat

Turn on the host, and high-volume buzzing prompting. The LCD shows timer countdown. After 10 seconds for preheat, and wait until ppm value

return to 0. Start to work.

### 3. Set zero

After preheat, put the instrument into clean air, adjust knob to make LCD shows ppm value under 20.



### 4. Leak hunting

Should walking on top of pipeline, the walking speed is about 0.15m/s. During leak hunting the LCD shows ppm value, when the gas leakage being detected, ppm value will increase and the host will beep. The ppm value and beeping depends on gas concentration.

If the gas concentration keep higher than 1000ppm for 10s the LCD will shows “high & F-3”. After 1 minute the host will reset.

In the area a radius of 1m around the leakage point, the ppm value will variety. Leave this area, wait until ppm value return to normal, and come back this area again, if the ppm value goes up, then this area shout be mark to be a leakage point.

When working should pay attention to the working conditions, such as temperature, humidity, sewage, miscellaneous gases.

After work should put instrument to clean air for few minute before turn off.

### 5. Operation check

The instrument should be check and adjustment by standard gas.



When LCD shows “Flaut and F-2” , host will beep, turn off and should



change a new sensor.

#### 6. Charging







The instrument has built-in lithium-polymer rechargeable battery, to keep stability, battery operating voltage should not lower than 7.2v. When LCD shows F-4 and battery, should turn off and charge. During charging, the charger lights red, when battery is full, the charger lights green.

#### VI, Notices

1. Keep far from corrosive gases, fumes, dust and rain. Do not drop or sharp shakes.
2. In the high concentration gas for so long, may damage to the sensor.
3. Restart if host has no responding.
4. Clean instrument every time after work, keep probe lever smooth.
5. Calibration every 6 month
6. In a normal condition the sensor life is about 2 years.
7. Any problem beyond this manual should contact DISCORY service.

## Packing list

Packing date:      y    m    d

No.	name	code		QTY	Pic
1	Host			1	
2	Probe lever			1	
3	Filter paper			2	
4	Probe			1	
5	Rubber probe			1	
6	9.6V charger			1	
7	Manual			1	Manual, certificate

Manager:

Packer:

Checker:

Certificate of inspection  
HaiYi No. 325th

Manufacturer: Haian Discory Detecting instrument CO., Ltd

Product name: probable gas detector

Specifications:

Factory no. :

Test conclusion

Executive director :

Test :

Verification :

date:        y        m        d

validity period: one year

```
date      y      m      d
```

Product name	underground pipeline amperemeter detector	Purchase date	
model		No.	
Quantity		Customer name	
tel		tel	
add		Zip No.	

## Repair records

Repair times	1	2	3
trouble			
situation			
Repair date			
Repair personnel			

warranty card:

1. the warranty period: 1 year
2. the warranty conditions: customer used instrument normally, and In the warranty period
3. Paid repair: (1) no warranty card or invoice  
(2) remove Voluntarily  
(3) improperly secured,  
(4) Man-made damage, Natural disasters or improper operation of irresistible cause  
(5) over the warranty period
4. Users should keep a good this card, this card shall not be altered.
5. With the card and certificate of inspection to repair

## Service

dear customer:

thank you for using our product, Quality is our lifeblood of a brand, develop on credit, good service is our purpose.

Our commitment

1, our production process strictly implement the ISO9002 international quality standard system

2, 24hours service

3, provide training

4, one year warranty, life-long maintenance

5, provide technical support and spare parts replacement

6, pay attention to the feedback and suggestions

7, The on-line service, online interpretation

After-sale service

1, 24hours hot-line (400-012-6866)

We guarantee 4 hours to solve the problem, after we received your phone call

if solving problem on site is necessary. We guarantee 24 hours on the main city, and 48-72 hours on others

if hardware failure, we guarantee solving problem after 2days

2, E-mail service (postmaster@dscr.com.cn)

reply not over 12 hours

3, web side (www.dscr.com.cn)

Introduction and connection

4, fax (0513-88931551)

reply not over 4 hours

5, Emergency service

we will arrive at the customer scene in the shortest time

All rights reserved by DISCORY

Lead the industry benchmark

Create international brands

Address: #159 TanGangLu HaiAnZhen JiangSu China

Telephone: +86-513-88931553 88931552

Fax: +86-513-88931551

Website:Http: //www.dscr.com.cn

Zip code: 226600